



## Gira Door Communication System

The system for every application:  
Single- and multi-family buildings  
Surface mounting or flush mounting  
Integration into its own system and  
systems from other manufacturers  
Audio and video functions  
Keyless access with Gira Keyless In  
High-quality and vandal-proof  
Indoors and outdoors  
Status 06/2008

## Gira Door Communication System Overview





### Door communication indoors

- 05 Gira flush-mounted home stations
- 07 Gira surface-mounted home stations
- 09 Design diversity
- 10 Integration in Gira Profile 55
- 11 TV gateway  
TC-gateway
- 12 Gira VideoTerminal



---

### Door communication outdoors

- 15 Gira flush-mounted door stations
- 17 Gira surface-mounted door stations
- 18 Integration in Gira energy and light profiles
- 20 Individual solutions
- 21 Built-in loudspeakers
- 22 Gira door station stainless steel



---

### Gira Keyless In

- 25 Fingerprint
- 26 Keypad
- 27 Transponder
- 28 Integration into the Gira door stations and Gira energy profiles



---

### Installation

- 29 2-wire bus  
Simple programming with one-man start-up  
Door communication planning aids  
Online training course
- 30 Audio control device  
Video control device  
Switching actuator  
Power supply for door communication 24 VDC
- 31 Equipment examples



---

### More about Gira

- 36 Intelligent building technology from Gira
- 38 Website and product information


# See and hear who is standing behind the door.

Gira home stations are the speaking and operating units at the front door and the counterpieces to the door station outside. Gira offers devices with a modular design system, but also fully pre-assembled stations such as the VideoTerminal. Additional solutions enable picture display on the TV or door opening via the telephone.

Fig.:  
Gira home station with  
TFT colour display,  
Gira F100,  
pure white glossy

### Design

The home station is integrated into the world of the Gira switch ranges and is therefore available in many design variants.



### Loudspeaker/ Microphone

With state-of-the-art microprocessor technology, a speech quality comparable to that of mobile phones or hands-free units used in cars is achieved.

### Call buttons

The surfaces of the call and operating buttons are robust, UV-proof and shock and scratch resistant. The buttons are assigned functions such as opening door, call acceptance and control of ringing tone and speech volume.

### TFT colour display

2.5" TFT colour display with LED backlighting and a convenient resolution. Menu guidance of the on-screen functions is controlled via cursor buttons with 5-way navigation. Brightness, contrast and colour intensity of the TFT colour display can be additionally controlled.

In the System 55 switch ranges the size of the TFT colour display is 1.8".

### 2-wire bus

The Gira door communication system is based on the 2-wire bus, whereby only two wires are required for power supply of the components and transmission of all audio and video signals.

## Gira flush-mounted home stations

The stations for flush-mounted installation consist of base units and expansion functions such as the TFT colour display. With state-of-the-art microprocessor technology, the units achieve a speech quality comparable to that of mobile phones or hands-free units used in cars. Five selectable ringing tone melodies are integrated into all stations as well as two optional functions: "Switching light on", activated with an additional switching actuator, and the automatic door opener often used in doctors' practices in order to open the door automatically after ringing.

Fig.:  
Gira E22 Stainless Steel

### Basic functions

#### Loudspeaker / Microphone

The hands-free unit is equipped with an echo suppressor. The microphone automatically activates where the level is greater. If ambient noises at the front door are particularly loud, the speaker at the home station can activate the microphone with the enforcement function by pressing of the button.

#### Call buttons

The surfaces of the call and operating buttons are robust, UV-proof, shock and scratch resistant. The push buttons are assigned functions such as opening door, call acceptance and control of ringing tone and speech volume. The user can select five different ringing tone melodies.



Gira home station

Gira home station with receiver

The 1-gang operating button for the door opening function and the light switching option is behind the receiver that is simply taken off the hook without the need for further pressing of a button.

### Additional functions

#### Colour display

The TFT colour display is available in 1.8" or, in the F100 range, in 2.5". In terms of quality it is comparable to the high-tech displays of the latest digital cameras and camcorders. With TFT technology, LED back-lighting and a convenient resolution, viewing is not impaired even when seen from an angle. The display is activated automatically as soon as someone rings, but can also be changed to manual operation. Via an on/off switch the selection of up to three cameras is regulated. The display then shows which of the cameras is currently active. The cursor buttons with 5-way navigation control the menu guidance of the on-screen functions. Brightness, colour intensity and contrast of the TFT colour display can thus be set.



Gira home station with colour TFT display



Gira home station with additional call button

Fig. left:  
Gira home station with receiver and TFT colour display

#### Additional call button

Via the call button for the internal house call it is possible with one home station to call another within the house, e.g. from the attic to the cellar. In conjunction with a switching actuator it can also switch lights.

## Gira surface-mounted home stations

The Gira surface-mounted home station and surface-mounted gong offer especially simple solutions for installing to walls. Completely pre-assembled they are only 21 mm thick with fast, clean installation, and with or without frames as desired. Whether with or without video function, the surface-mounted home stations in terms of speech quality have the same product features as the flush-mounted station. With the new Gira surface-mounted home station video, these features will be extended by a high-quality colour TFT display as well as convenient operating buttons with capacitive sensor technology.

### Surface-mounted, surface-mounted video

#### Operation / Functions

Four buttons regulate operation of the home stations, and communication takes place via a hands-free speech function, whereby the speaker must not stand directly at the microphone in order to make himself understood. Further functions: Call acceptance, opening door, switching on/off ringing tone and regulating of ringing tone volume and speech volume.

The surface-mounted home station video is operated by a light touching of the buttons and has a latest-generation 2" TFT colour display. Via the display and the five further buttons, system settings are made per on-screen display, as is normal with television sets. Further information about the surface-mounted home station video can be found on page 8.



Gira surface-mounted home station



New. Gira surface-mounted home station video

Available starting 01/2009

### Surface-mounted gong

#### Operation / Functions

Ideally suited for notification in out-of-the-way rooms: the Gira surface-mounted gong signals both acoustically and via an LED status display when someone rings at the door. Different ringing tones signal whether it is a door call, an internal call or a floor call. Via the operating keys, the ringing tone at the surface-mounted gong can be switched on or off and the volume of the ringing tone can be regulated.



Gira surface-mounted gong

## Gira surface-mounted home station video

55 x 127 x 21 mm. Compact and elegant as never before, in a two-gang cover frame. The surface-mounted home station video is homogeneous in the front, is controlled by a light touching of the buttons and has a latest-generation TFT colour display.

### 2" TFT colour display

The TFT colour display is a 2" TFT colour display of the latest generation. The user has the benefit of good visibility from different viewing angles and a high level of depth definition, especially when the visitor stands at a distance from the door. In addition system settings are possible per on-screen display, as with television sets.

### Capacitive sensor technology

Comfortable operation of the buttons is via a light touching. Functions such as switching light on, deactivating ringing tone, opening door and call acceptance can be directly carried out with these.

### Automatic door opener and automatic call acceptance for internal calling

Both can be enabled by an electrician and can then be activated via the menu. These functions are convenient for e.g. doctors' practices and enable automatic opening of the door as well as direct speaking or listening e.g. from the reception desk to the doctor's consulting rooms and vice versa.

### Homogeneous front

A special feature of the new home station is the homogenous front of the device. Loudspeaker and microphone are not directly visible from the front.

### Simplified installation

Simple installation in just two steps: with raw installation, the base plate is firstly mounted on the wall with the connection terminals. Pre-wiring can thus be carried out without the device. The station is later engaged directly to the mounting plate, with a direct automatic contact to the device.



Fig.: Gira surface-mounted home station video, Gira E2, pure white glossy



## Design diversity

Gira home stations are available in diverse design variations and can be combined with various colours and a wide range of frame variants. The reason: Gira has integrated door communication as an additional function into the world of switches. That harmonises not only mounting but more importantly allows a unified design of all intelligent building technology components. And it enables Gira products to be put together to match any furnishings.

Fig.: Gira surface-mounted home station in different switch ranges



Gira Standard 55,  
pure white glossy



Gira E2,  
anthracite



Gira Event Opaque,  
blue/pure white



Gira Event Opaque,  
white/pure white



Gira F100,  
pure white glossy



Gira E22 Aluminium



Gira E22 Stainless Steel



Gira E22 Thermoplastic  
(pure white glossy)



Gira Esprit,  
glass white/  
pure white glossy



Gira Esprit,  
glass mint/  
pure white glossy



Gira Esprit,  
glass black/  
colour aluminium



Gira Esprit,  
chrome/  
anthracite

## Gira Profile 55

The Gira Profile 55 enables the expansion of an existing electrical installation without having to prise open the wall. It can integrate the Gira home station and all functions from Gira System 55.

### Integration in the door communication

Gira Profil 55 is available in aluminium and aluminium pure white lacquered and can be mounted simply, quickly and cleanly in just minutes – horizontally or vertically. The variant with angled mounting bracket/base foot can be positioned directly upon the desk. If for example a door opener is only available at the height of the door handle in the hallway, the Gira Profile 55, 5-gang/600 brings the home station to the optimal installation height of 1.60 metres and offers additional scope for further functions.

### Design variants



Aluminium



Pure white lacquered

01



02



01  
Gira Profile 55, 5-gang/600,  
equipped with TFT colour display, home station, push switches and  
radio wall transmitter for central switch-off

02  
Gira Profile 55, 3-gang, with angled mounting bracket/base foot,  
equipped with home station and TFT colour display

## TV-Gateway

Watching the thriller on TV and not having to get up when somebody rings the doorbell – the TV-Gateway offers the right technology. The gateway converts the signal of the outdoor video camera and passes it on to the television set. The data can be transferred in three different ways.

### Transfer types

#### Variant 1

The picture is transferred directly per SCART connection to the TV. It then appears automatically as full-screen or as picture-in-picture if the television set offers this function.

#### Variant 2

With an additional AV modulator the signal is routed via the antenna system of the house and a program for calling up is reserved in the television set. When the door rings, the visitor can be seen on the TV screen when the program is switched to. With this variation all parties within the house need just one TV-Gateway.

#### Variant 3

The picture signal is made network-capable with a video server and is therefore also available for the Gira HomeServer. In combination with the Gira TC-Gateway it gets even more convenient: communication occurs via telephone with the door station and then the door is opened.




Image transfer on television set with picture-in-picture function

## Gira TC-Gateway

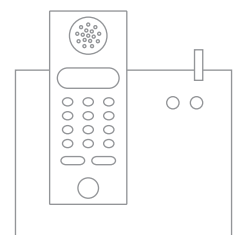
With the Gira TC-Gateway the door communication system is integrated in the existing telephone system. It enables call acceptance and control of the door opener via a local, local wired or mobile telephone.

### Operation / Functions

The respective telephone numbers are programmed in advance in the Gira TC-Gateway, then it rings e. g. simultaneously in the garden, holiday home or at work and the visitor at the front door can be spoken to. Up to 2 x 50 phone numbers can be programmed in, and in addition a day/night switching is inclusive. The TC-Gateway sends a different signal than the normal phone call. This can be signified with differing ringing tones from a local wired telephone. In addition it supports the call waiting function during an existing outside call. The Gira TC-Gateway can be configured via DTMF tones of the telephone or via PC-supported programming software. An interface enables software updates for the gateway.



Control of door opener via the mobile telephone



Control of door opener via the local telephone

Fig.:  
Gira VideoTerminal  
Glass black,  
flush-mounted mounting frame,  
colour aluminium

#### 2-wire bus

The Gira door communication system is based on the 2-wire bus, whereby only two wires are required for power supply of the components and transmission of all audio and video signals.

#### Material

The Gira VideoTerminal is available in design variants of glass black, glass white or glass mint.

#### Function keys

With the four function keys the basic functions such as opening door, activating or deactivating ringing tone, switching light on and switching on/toggling the camera can be called up.



#### Display

The 5.7" large TFT colour display offers a high resolution and outstanding picture quality.

#### Hands-free speech function/microphone

Extremely comfortable: the speech quality of the hands-free speech function via integrated echo and background noise suppression.

#### Operation

The Gira VideoTerminal and displayable menu level can be operated easily and intuitively via a backlit knob, which is turned and pressed, and via four function keys.

## Gira VideoTerminal

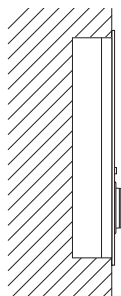
The new home station Gira VideoTerminal has an impressive size – with a 5.7" TFT colour display featuring a convenient resolution. That means that even when seen at an angle a good view of the picture is guaranteed. As well as outstanding speech quality the Gira VideoTerminal offers an elegant design with a front panel of glass in black, white or mint.

### Operation, technology, installation

The Gira VideoTerminal is operated via a backlit knob for turning and pressing and four function keys. With the function keys the basic functions such as opening door, activating or deactivating ringing tone, switching light on and switching on/toggling the camera can be called up (up to three cameras can be selected). The rotary knob displays an additional menu level (OSD function) in the TFT colour display. At the beginning, the electrician uses this to configure the basic settings of the unit and the end user can thus adjust values for brightness, colour

intensity, contrast and switch-on time of the display. Speech quality with the Gira VideoTerminal is also very high with use of state-of-the-art microprocessor technology. The convenient enforcement function is also available with the pressing of a button with loud background noises at the door station. Both flush-mounted and surface-mounted installation are possible with corresponding cover frames and device box.

### Flush-mounted



Installation dimensions  
W x H x D 194 x 252 x 64 mm



Gira VideoTerminal  
Glass black,  
flush-mounted mounting frame,  
colour aluminium

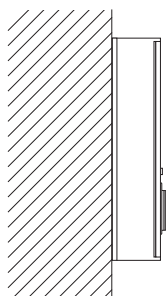


Gira VideoTerminal  
Glass mint,  
flush-mounted mounting frame,  
colour aluminium



Gira VideoTerminal  
Glass white,  
flush-mounted mounting frame,  
colour aluminium

### Surface-mounted



Dimensions  
W x H x D 182 x 246 x 52 mm



Gira VideoTerminal  
Glass black,  
surface-mounted mounting frame,  
colour aluminium



Gira VideoTerminal  
Glass mint,  
surface-mounted mounting frame,  
colour aluminium



Gira VideoTerminal  
Glass white,  
surface-mounted mounting frame,  
colour aluminium

# See all, hear all.


The Gira door stations serve as speaking and operating units for outdoor areas and are as such the counterpieces to home stations within the building.

Gira offers variants for flush-mounted and surface-mounted installation. Integration in the Gira energy profiles is also possible e. g. for use at driveways or entrance gates.

Fig.:  
Gira door station 3-gang  
with colour camera,  
colour aluminium

#### 2-wire bus

The Gira door communication system is based on the 2-wire bus, whereby only two wires are required for power supply of the components and transmission of all audio and video signals.



#### Loudspeaker/ Microphone

As with all Gira door intercom units, the hands-free speech unit is equipped with state-of-the-art microprocessor technology, guaranteeing outstanding speech quality.

#### Colour camera

If the ambient brightness drops below a value of 1 lux, the colour camera automatically switches from day to night mode. Additional LEDs then homogeneously illuminate the camera field of view.

#### Call buttons

Robust, UV-proof, and shock and scratch resistant: the push buttons of the Gira door stations. Professional labelling is can be implemented at [www.marking.gira.com](http://www.marking.gira.com)

#### Design

It all fits together: the door station is integrated into the TX\_44 switch range and thus allows a unified design for outdoor areas.

## Inscription service for Gira door stations

With the Gira Inscription Service, call buttons can be professionally designed according to your personal specifications. This is fast and easy to do on the Internet. In just a few steps you can create a personal template and order on the web at [www.marking.gira.com](http://www.marking.gira.com). The finished labels (available for a fee) are then sent back immediately. Furthermore, there is a PDF template on the Internet that you can print out yourself free of charge. Electrical trade specialists also use the "DesignPro Edition Gira" inscription software from Avery Zweckform. Gira offers suitable A4 size inscription sheets.

## Flush-mounted door stations

The door stations are installed in combination with the cover frame from the Gira TX\_44 switch range in 58 mm flush-mounted boxes. Basis for this is the door loudspeaker with microphone and the 1-gang, 2-gang or 3-gang call buttons. The stations can be extended with further components e. g. with a colour camera or an info module.

Fig.:  
Gira TX\_44, colour aluminium

### Basic functions

#### Loudspeaker / Microphone

The hands-free speech unit is equipped with an echo suppressor. The microphone automatically activates where the level is greater. If ambient noises at the front door are particularly loud, the speaker at the home station can activate the microphone with the enforcement function by pressing of the button.

#### Call buttons

The door stations can be extended with further 1-gang or 3-gang call button modules. If a call button is unassigned because it is used for example for a two-family house, it simply receives a cover plate or in combination with a switching actuator takes on another function such as light switching. The name plates can be easily replaced without having to remove the cover frame. The push buttons are evenly backlit with maintenance-free, energy-saving LED in white or blue.



Gira door station  
1-gang



Gira door station  
3-gang

### Additional functions

#### Colour camera with day/night switching

Sees all: the Gira colour camera with wide-angle lens. It detects an effective area of 100°. For alignment the lens can additionally be swivelled again manually in any direction by 20°. A further feature: the day/night switching. If the ambient brightness drops below a value of 1 lux, it automatically switches over from day to night mode. During daylight the colour camera ensures optimal colour rendering through its automatic background lighting compensation, gain control and white balance. During nocturnal hours it delivers extremely clear black and white images due to its high degree of light sensitivity. In order for the CCD sensor to detect all the details in the dark, the colour camera is additionally equipped with LEDs for uniform illumination of the camera field of view. Protection from minus temperatures is provided by temperature-dependent heating. **Note:** If the colour camera is used, the video control device is required. The camera dome can be replaced independently of the electronics in case of damage.



Gira door station  
3-gang with colour  
camera



Gira door station  
3-gang with Key-  
less In Fingerprint



Gira door station  
2-gang with Info  
module

#### Further call buttons

The door stations can be extended with further 1-gang or 3-gang call button modules. If a call button is unassigned because it is used for example for a two-family house, it simply receives a cover plate or in combination with a switching actuator takes on another function such as light switching.

#### Info module

The info module is integrated in the door station and is backlit with a maintenance-free LED in either white or blue. The required information is displayed on the module, e. g. house number, name or opening times. At [www.marking.gira.com](http://www.marking.gira.com) the Gira inscription service creates professionally designed signs of weather-resistant and non-fading material according to your personal specifications.

#### Gira Keyless In

Further information from page 24 or at [www.gira.com/keylessin](http://www.gira.com/keylessin)




## Surface-mounted door stations

In addition to the Gira flush-mounted door stations, the Gira door communication system also offers five door stations for surface-mounted installation: These are completely pre-assembled and are only 19 mm thick. Firstly an anodised aluminium carrier profile with the PCB unit and functions is screwed onto the wall, and then a cover frame protected from adverse weather influences is mounted. The call buttons are backlit with white LED.

### Surface-mounted

#### Functions, operation

In terms of speech quality and equipment the surface-mounted variants of the door stations have the same product features as the flush-mounted door stations (page 16). The audio stations are available in three different versions.



Gira surface-mounted door station 1-gang



Gira surface-mounted door station 3-gang



Gira surface-mounted door station 6-gang

### Surface-mounted video

#### The colour camera with day/night switching

Two of the total of five available surface-mounted door stations are equipped with colour cameras. These have the same product features as cameras for flush-mounted installation (page 16).



Gira surface-mounted door station video 1-gang




Gira surface-mounted door station video 3-gang

## Gira Energy Profiles

The Gira Energy Profile is the practical addition to modern outdoor electrical installation. As well as the supply of power and light it also serves as a door intercom at entryways or at the garden gate. In the corresponding empty units of the profile the door station can be integrated with additional components such as colour camera or the Gira Keyless In products Fingerprint, Transponder or Keypad.

### Functions of the door station, integrated in the Gira Energy Profile

The door communication functions from the TX\_44 switch range can be integrated in the Gira Energy Profiles. Energy Profiles with four or six empty units or with empty units and light element can serve as a basis.



Gira Energy Profile, equipped with colour camera, door station 1-gang and additional call button 1-gang, height 1400 mm

Gira Energy Profile, equipped with info module, colour camera, door station 3-gang and 2 additional call buttons 3-gang, height 1600 mm

Gira Energy Profile with light element, equipped with automatic control switch and door station 1-gang, height 1600 mm

### Design variants



Anthracite

Colour aluminium

### Energy and Light Profiles

The Gira Energy and Light Profiles can be delivered either completely pre-assembled and equipped with socket outlets and light element, or with empty units for individual equipping with functions from the TX\_44 switch range.



Gira Energy Profile with three socket outlets, height 491 mm

Gira Light Profile with slat element, height 769 mm

Gira Light Profile, height 491 mm

**Door station**

Cover frames from the Gira TX\_44 switch range are used with integration in the Gira Energy Profile.

**Material**

The surface of the Energy Profile is weather and UV-proof and resistant to soiling and scratching.

**2-wire bus**

The Gira door communication system is based on the 2-wire bus, whereby only two wires are required for power supply of the components and transmission of all audio and video signals.

**Gira Keyless In Fingerprint**

All information concerning the Gira Keyless In products on page 24



Fig.:  
Gira Energy Profile,  
height 1600 mm, equipped  
with colour camera,  
door station 1-gang and Keyless In  
Fingerprint, colour aluminium

## Installation solutions

Gira in cooperation with their partners Renz and SKS offer door communication solutions for individual applications – from single-family houses to buildings with 68 parties. Gira door stations can be integrated in a broad range of letterbox systems or in individually produced front panels from various manufacturers. This is also the case – in conjunction with a built-in loudspeaker – for existing units, speech compartments and door side installations. A wide selection of design and material variants is available.

### Integration in letterbox systems

Through cooperation with Renz, Gira door stations can be integrated as desired in a variety of letterbox systems for flush-mounted, surface-mounted or free-standing installation. The housings are available from Renz on order with cut-outs in which the individual Gira functions can be installed. These are then integrated with a special installation profile attached to the inside of the letterbox system.



Door station 3-gang with colour camera, letterbox solution in cooperation with Renz, Model Group 14, anodised aluminium, EV1

### Integration in front panels

Custom production for individual customer requirements for large housing units or the integration in front panels with flush-mounted boxes or surface-mounted housing is realised by Gira together with SKS. The front panels, made of varying materials such as stainless steel, aluminium and titanium can be varied in material thickness and surface depending on the customer's wishes. Coloured surfaces in accordance with the RAL table are also possible. Integration is also made with an installation profile.



Door station 3-gang with nine additional call buttons 3-gang and info module, integrated in an aluminium front panel from SKS

More information is available from:  
Erwin Renz Metallwarenfabrik GmbH & Co. KG,  
Boschstraße 3, 71737 Kirchberg/Murr, Germany,  
Tel +49(0)71 44-301-0, Fax +49(0)71 44-301-185,  
[www.renz-briefkasten.de](http://www.renz-briefkasten.de)

More information is available from:  
sks - Kinkel Elektronik GmbH,  
Im Industriegebiet 9, 56472 Hof/Westerwald, Germany,  
Tel +49(0)26 61-93 93 94, Fax +49(0)26 61-6 30 73,  
[www.sks-kinkel.de](http://www.sks-kinkel.de)

## Built-in loudspeakers

With the built-in loudspeaker, the Gira door communication system is integrated in letterbox systems, door side installations or front panels. In the process, the built-in loudspeaker acts as an adapter between the mechanical call buttons of the existing system and the Gira 2-wire bus and takes over the function of the door station.

## Integration in existing systems

The compact, weatherproof, built-in loudspeaker with an adjustable speech volume is screwed in behind the loudspeaker and microphone covers of the existing systems and can be connected to up to eight mechanical call buttons via screw terminals. Pressing of the call buttons is acoustically acknowledged by the built-in loudspeaker. Polling of the inputs occurs via alternating current for trouble-free long-term operation.

The built-in loudspeaker can be connected to the colour camera of the Gira door station via a connection cable. This is integrated e. g. into a cut-out in the door side installation or in the front panel of the existing system. For integration in the system and for signal transmission and supply, the built-in loudspeaker is connected to the Gira 2-wire bus.



Gira built-in loudspeaker



Gira built-in loudspeaker integrated into a letterbox system from Renz, Model Group 14, stainless steel front panel material



Gira built-in loudspeaker integrated into the anti-vandalism door station from SKS with stainless-steel front panel.

## Add-on module for built-in loudspeaker

The add-on module is required when more than eight call buttons are to be integrated in the Gira door communication system. It provides connections for twelve additional call buttons and is installed in the speech compartment of the system in addition to the built-in loudspeaker. The installation of the add-on module is simple even with narrow speech compartments due to the flat, minimised design.

The add-on module can only be used in conjunction with the built-in loudspeaker and is connected to it via a connection cable. Up to five add-on modules can be connected to the built-in loudspeaker in this way. As such, objects with up to 68 housing units can be realised.



Gira add-on module

Fig.:  
Gira Door Station  
Stainless Steel 4-gang

#### Material

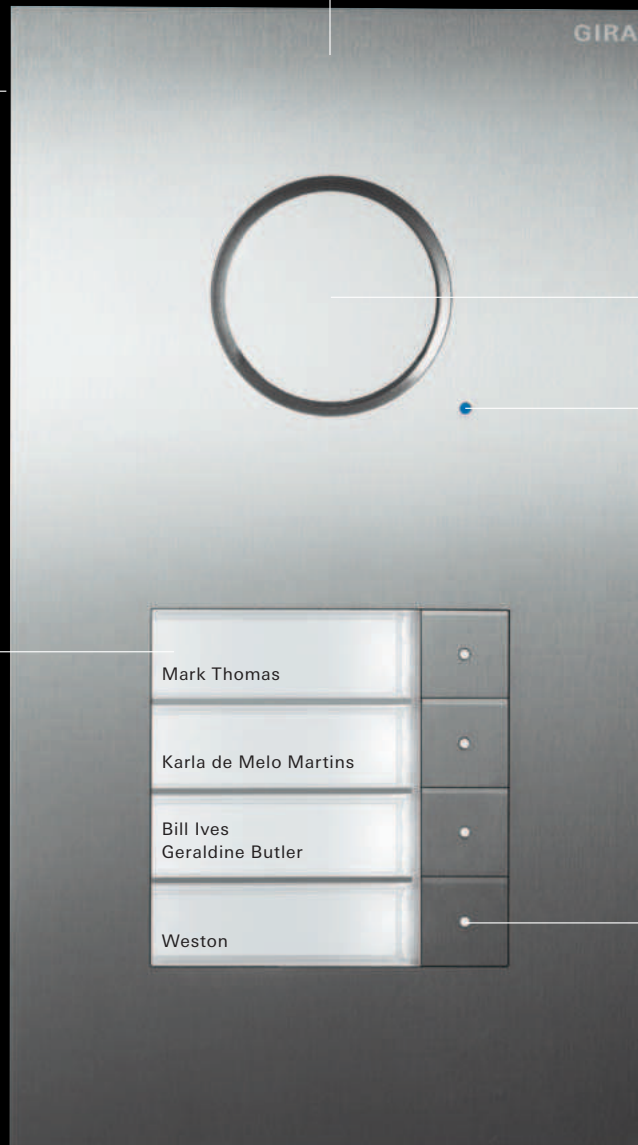
The ground front panel is 3 mm thick and is manufactured from high-quality Nirosta V2A stainless steel. The door station is mounted without screws with all variants. Unlocking is carried out with a special opening tool included with the product.

#### 2-wire bus

The Gira door communication system is based on the 2-wire bus, whereby only two wires are required for power supply of the components and transmission of all audio and video signals.

#### Name plates

The 5 mm thick cover windows made of security glass are protected against spray water, withstand attacks in the form of impacts, fire or scratches and are especially easy to clean. The inscription labels can be removed from the door station without dismantling. The unlocking device is concealed.



#### Loudspeaker and microphone

Due to the concealed design of the loudspeaker and microphone, it is not possible to destroy the hands-free unit with a sharp object. The hands-free unit, like all Gira door stations, is equipped with state-of-the-art microprocessor technology. The advantage of this technology: the voice-controlled talk-back and echo and background noise suppression. The loudspeaker's speech volume is adjustable.

#### Call buttons

Stainless steel call buttons and name plates are illuminated with white LED. Pressing of the buttons is acknowledged acoustically – an additional function that can be switched off if desired.

## Inscription Service for the Door Station Stainless Steel

This free service is available with the purchase of a Door Station Stainless Steel: a professional first inscription of the call buttons via the Gira Inscription Service for a homogenous appearance of outdoor applications. The transparent plastic labels are non-fading, weather-resistant, wrinkle-free and the size is optimally matched to the door station stainless steel. In just a few steps you can create a personal template and order on the web at [www.marking.gira.com](http://www.marking.gira.com) You will receive the inscribed labels within a few days in the post.

## Door Station Stainless Steel

The Gira Door Station Stainless Steel combines design and strength: it is not only beautiful with its high-quality 3 mm V2A stainless-steel front panel, but also extremely rugged, vandal-proof and weather-resistant. It is available with or without colour camera.

### Vandal-proof


The front panel and name plates match up almost seamlessly, so nothing can be inserted in the cracks. In addition it features name plates located behind security glass and concealed hands-free speech functions for protection of the loudspeaker and microphone. The bell buttons made of rugged stainless steel are also extremely durable.

### Audio

Everything from single-family houses to large buildings can be equipped with the Gira door station. The product range includes numerous variants: models for up to 12 housing units can be realised.



Gira Door Station  
Stainless Steel 2-gang  
Dimensions  
W x H 160 x 218 mm



Gira Door Station  
Stainless Steel 8-gang  
Dimensions  
W x H 160 x 352 mm



Gira Door Station  
Stainless Steel 12-gang  
Dimensions  
W x H 270 x 285 mm

### Video

In the variants from single-family house to a house with 12 housing units, the door station stainless steel is available with colour camera. The camera cover plate is made of shock-resistant plastic and can be easily replaced if damaged.



Gira Door Station  
Stainless Steel video 4-gang  
Dimensions  
W x H 160 x 352 mm



Gira Door Station  
Stainless Steel video 12-gang  
Dimensions  
W x H 270 x 285 mm

# Keyless In

Gira now offers something for building technology that has long been standard in the automotive industry: In connection with the Gira door communication system, Fingerprint, Transponder and Keypad ensure safe and convenient access to the house. They can also be installed as individual units and with the standard 58 mm flush-mounted box.



## Keyless In Fingerprint

Gira Keyless In Fingerprint operates with biometric system. The most modern high-frequency technology recognises a fingerprint with the deepest layers of skin, so that access functions reliably even with light skin soiling, small injuries to the skin surface or gradual change of skin structures due to age. Even children's fingerprints from approximately six years old upwards can be identified by the Gira Keyless In. When the finger grows and changes, the system learns and repeatedly restores the data. The contact surface is easy to find even in the dark, as it is illuminated around the edges with a white LED.

### Detection of signs of life

Due to the high frequency conductivity process the Fingerprint recognises whether a finger is 'living'. The system can therefore not be outwitted by silicone fingerprints or even a cut-off finger.

### Self-learning

Gira Keyless In Fingerprint is a self-learning system and combines all detected parts of a finger one after another to form a complete image. Fingers at an angle are also recognised up to a maximum of 15° from the zero axis.

### Tampering circuit

A warning tone or a tampering circuit in connection with the Gira door communication system is triggered when unauthorised removal of the fingerprint unit takes place.

### Safety note

Gira Keyless In should only be used in safety-relevant areas in combination with the Gira door communication system, as the switching action takes place bus controlled in the switching actuator which is installed protected from unauthorised access.

#### Reader

For easier orientation at night, the scanner surface is illuminated with a white LED.

#### Ergonomics

The contact surface for the finger is tilted upwards by about 20°, so that a convenient angle for the reading process is provided while standing.



#### LED display

The three-colour LED display signals the respective status during programming and during operation. An acknowledgement buzzer is additionally heard, which can be switched off if desired.

Fig.:  
Gira Keyless In  
Fingerprint-reader,  
Gira TX\_44,  
colour aluminium

## Gira Keyless In Keypad

The Gira Keyless In Keypad opens the door when a personal code is entered. Even a pressureless pressing of the buttons is recognised and is acknowledged with an acoustic signal that can be switched off if desired.

### Capacitive technology/Operation

Capacitive technology enables wear-free operation, and therefore increases security. The buttons are spared and no wear can be recognised. This means that it is not possible to discern number combinations which are entered frequently. The characters of the keypad are homogeneously backlit with a blue LED.

### Safety note

Gira Keyless In should only be used in safety-relevant areas in combination with the Gira door communication system, as the switching action takes place bus controlled in the switching actuator which is installed protected from unauthorised access.

### Tampering circuit

An acoustic warning tone or a tampering circuit in connection with the door communication system is triggered when unauthorised removal of the keypad unit takes place.

### User interface

The capacitive sensor technology recognises a pressureless pressing of the buttons, thus enabling wear-free operation. For better orientation at night, the numbers and symbols are backlit with a blue LED.



### LED display

The three-colour LED display signals the respective status during programming and during operation. An acknowledgement buzzer is additionally heard, which can be switched off if desired.

Fig.:  
Gira Keyless In  
Keypad,  
Gira TX\_44,  
colour aluminium

## Keyless In Transponder

Gira Keyless In Transponder is equipped with long-range transponder technology. The Transponder-reader responds to the signal from the active transponder key or the transponder card. The key can simply stay in the pocket, it transmits its signal automatically starting from approx. 1.5 metres to the door. With the card, the device reacts within the short range of approx. 6 cm.

### Short range

The passive transponder card transmits the signal at a distance of approx. 6 cm to the reader. This may be desired due to security reasons, when the key has been deposited within the building e. g. on a chest of drawers in the immediate vicinity of the door.



**Transponder card**  
for the short range

### Long range

The active transponder key automatically triggers a switching action at a distance of approx. 1.50 m. The distance of approx. 1.50 m can be halved to approx. 0.75 m. The short range function is additionally integrated that triggers the command to open the door at a distance of approx. 6 cm.



**Transponder key**  
for the long range

### Safety note

Gira Keyless In should only be used in safety-relevant areas in combination with the Gira door communication system, as the switching action takes place bus controlled in the switching actuator which is installed protected from unauthorised access.



**LED display**  
The three-colour LED display signals the respective status during programming and during operation. An acknowledgement buzzer is additionally heard, which can be switched off if desired.

Fig.:  
Gira Keyless In  
Transponder,  
Gira TX\_44,  
colour aluminium

## Gira Keyless In Integration in the Gira switch ranges for indoors



Design example  
Gira E2, pure white glossy

Fingerprint

Keypad

Transponder

## Gira Keyless In Integration in the Gira switch range Gira TX\_44 for outdoors



Design example:  
Gira TX\_44, colour aluminium

Fingerprint

Keypad

Transponder

## Gira Keyless In Integration in the door station

Gira KeylessIn products can be integrated in the Gira door communication system. Both inside and outside, Fingerprint, Keypad and Transponder integrate harmoniously in the switch ranges. That enables not only unity of design but also greater security. When integrated there are no contacts that can be bypassed by unauthorised persons.



Fig.:  
Gira door station  
3-gang with  
Keyless In Fingerprint,  
Gira TX\_44,  
colour aluminium

## Gira Keyless In Integration in the Gira Energy Profile

Integration of Gira KeylessIn in the Gira Energy Profile is also possible.



Fig.:  
Gira door station  
1-gang with colour  
camera and Key-  
less In Fingerprint,  
integrated in the  
Gira Energy Profile,  
colour aluminium

## Installation

Gira makes technology simple. Installation without cabling effort and configuration without the need for living units to be present – made possible by 2-wire bus technology and the concept of one-man start-up.

## 2-wire bus

The Gira door communication system is based on the 2-wire bus, whereby only two wires are required for power supply of the components and transmission of all audio and video signals. This means that, for example, an existing doorbell system can easily be replaced by the Gira door communication system. Instead of laying new cables, existing cables are used. In new installations the 2-wire bus technology reduces the usual cabling required for a door intercom and allows rapid non-interchangeable installation.

## Simple programming with one-man start-up

The Gira door communication system can be cost-efficiently programmed by one installer, enabling easier maintenance at a later date. Starting up the installation is easy: Firstly the call buttons at the door station are pressed for 3 seconds each in the sequence in which the home stations are to be assigned. Then one after another the home stations are processed by pressing the "Light" button each time. Alternatively, processing can also be carried out by operating the floor-call button. The advantage: not all living units need to be present in order to commission the installation.

## Door communication planning aids

Electrical trade specialists can access additional information about the Gira door communication system in the "Planning aids". It contains basic knowledge concerning planning and connection examples, wiring routing, configuration and more.

Order No. 1736 90

## Online training course

Electricians can find study courses in German language covering Gira systems at the website [akademie.gira.de](http://akademie.gira.de). A training course is also found here about the Gira door communication system. The advantage with online learning: the user can individually decide when, how and where he learns. If he has no time, the training course can be stopped and carried on at a later date. Multimedia preparation of diversified content makes it more fun and further links offer valuable additional information. Those wishing to learn merely need to register on the page and can then start with the program straight away.

## Control devices

The essential components for door communication are the control devices. They take on fundamental tasks for supply and control of the system.



### Audio control device

The audio control device is intended for door communication systems in which only audio components are used. It supports up to 32 devices (home station, door station, switching actuator), with a maximum of 3 parallel home stations. In addition the device features a door opener contact that can be programmed with the buttons on the device. A common door opener can be used as well as a door opener with other connection values. Connection occurs via an integrated relay contact. If the device is overloaded, e. g. when the bus lines are short-circuited due to an installation error or too many bus users have been connected, the electronic self-resetting overload protection is activated.

Dimensions: DRA with 6 HP



### Video control device

If audio or video components are additionally used, the video control device is required. It makes more power available, as colour camera and TFT colour displays require a higher power supply. Up to two door stations with a colour camera and 18 home stations with a colour TFT display can be connected to the video control device. In total, setup of door communication systems with up to 70 audio devices is possible. The video control device also has an additional button for door opener programming.

Two colour cameras can be supplied via the video control device. A third camera can be optionally connected. This needs an additional power supply.

Dimensions: DRA with 8 HP



### Switching actuator

The switching actuator is used when a switching function is to be carried out on the Gira home station or via an unassigned call button, such as switching the staircase light or opening the garage door. Together with a common doorbell transformer the switching actuator can also be used to control additional door openers, for example for a driveway gate or the door of a side entrance. The switching actuator can be programmed for one of the function types switching, timer/sec., timer/min. (staircase function), pulse for controlling an automatic staircase unit and the function door opener via push buttons on the housing. In addition the switching actuator has a binary input with which all the function types can be executed via a mechanical push button. The switching actuator is also available as flush-mounted device.

Dimensions: DRA with 2 HP



### Power supply for door communication 24 VDC

For use of several cameras, for power supply of the call button illumination in large facilities as well as for operation in combination with the Gira TC-gateway, a power supply of 24 VDC, 300 mA is required. The Gira VideoTerminal requires a higher additional power supply of 24 VDC, 700 mA.

Dimensions: DRA with 5 HP

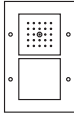
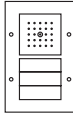
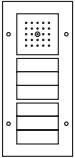



# Gira door communication system equipment examples

## Audio

### 1–6 devices

Surface-mounted door station, pure white

Surface-mounted home station, pure white glossy





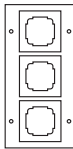
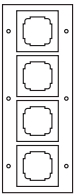



Number of devices	Surface-mounted door station 1-gang, Order No. 1266 66	Surface-mounted door station 3-gang, Order No. 1267 66	Surface-mounted door station 6-gang, Order No. 1268 66	Control device audio, Order No. 1287 00	Surface-mounted home station, Order No. 1250 03	Optionally with home station in Standard 55* frame
1						
1	1			1	1	1
2		1		1	2	2
3		1		1	3	3
4			1	1	4	4
5			1	1	5	5
6			1	1	6	6

\* 2-gang without crossbar, pure white glossy, Order No. 1002 03

### 1–9 devices

Door station, pure white

Surface-mounted home station, pure white glossy

Number of devices	Door station 1-gang, Order No. 1260 66	Door station 3-gang, Order No. 1261 66	Call button 3-gang, Order No. 1263 00	Frame TX_44 2-gang, Order No. 0212 66	Frame TX_44 3-gang, Order No. 0213 66	Frame TX_44 4-gang, Order No. 0214 66	Control device audio, Order No. 1287 00	Surface-mounted home station, Order No. 1250 03	Optionally with home station in Standard 55* frame
									
1	1			1			1	1	1
2		1		1			1	2	2
3		1		1			1	3	3
4		1	1		1		1	4	4
5		1	1		1		1	5	5
6		1	1		1		1	6	6
7		1	2			1	1	7	7
8		1	2			1	1	8	8
9		1	2			1	1	9	9

\* 2-gang without crossbar, pure white glossy, Order No. 1002 03

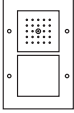
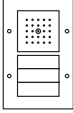




# Gira door communication system equipment examples

## Audio

### 1–6 devices

Surface-mounted door station, pure white




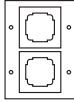
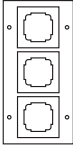
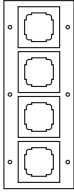



Home station, pure white glossy

Number of devices	Surface-mounted door station 1-gang, Order No. 1266 66	Surface-mounted door station 3-gang, Order No. 1267 66	Surface-mounted door station 3-gang with additional call button, Order No. 1268 66	Control device audio, Order No. 1287 00	Home station, Order No. 1280 03	Frame Standard 55 2-gang, Order No. 0212 03
						
1	1			1	1	1
2		1		1	2	2
3		1		1	3	3
4			1	1	4	4
5			1	1	5	5
6			1	1	6	6

### 1–9 devices

Door station, pure white

Home station, pure white glossy

Number of devices	Door station 1-gang, Order No. 1260 66	Door station 3-gang, Order No. 1261 66	Call button 3-gang, Order No. 1263 00	Frame TX_44 2-gang, Order No. 0212 66	Frame TX_44 3-gang, Order No. 0213 66	Frame TX_44 4-gang, Order No. 0214 66	Control device audio, Order No. 1287 00	Home station, Order No. 1280 03	Frame Standard 55 2-gang, Order No. 0212 03
									
1	1			1			1	1	1
2		1		1			1	2	2
3		1		1			1	3	3
4		1	1		1		1	4	4
5		1	1		1		1	5	5
6		1	1		1		1	6	6
7		1	2			1	1	7	7
8		1	2			1	1	8	8
9		1	2			1	1	9	9



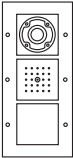




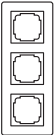
# Gira door communication system equipment examples

## Audio and video

### 1-3 devices

Surface-mounted door station video, pure white





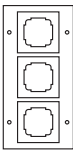
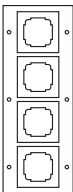



Home station with TFT colour display, pure white glossy

Number of devices	Surface-mounted door station video 1-gang, Order No. 1269 66	Surface-mounted door station video 3-gang, Order No. 1270 66	Control device video, Order No. 1288 00	Home station, Order No. 1280 03	TFT Colour display, Order No. 1286 03	Frame Standard 55 3-gang, Order No. 0213 03
						
1	1		1	1	1	1
2		1	1	2	2	2
3		1	1	3	3	3

### 1-6 devices

Door station with colour camera, pure white

Surface-mounted home station video, pure white glossy

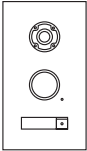
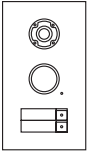



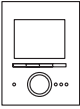
Number of devices	Door station 1-gang, Order No. 1260 66	Door station 3-gang, Order No. 1261 66	Call button 3-gang, Order No. 1263 00	Colour camera, Order No. 1265 66	Frame TX_44 3-gang, Order No. 0213 66	Frame TX_44 4-gang, Order No. 0214 66	Control device video, Order No. 1288 00	Surface-mounted home station video Order No. 1279 03*	Optionally with home station in Standard 55** frame
									
1	1			1	1		1	1	1
2		1		1	1		1	2	2
3		1		1	1		1	3	3
4		1	1	1		1	1	4	4
5		1	1	1		1	1	5	5
6		1	1	1		1	1	6	6

\* Available starting 01/2009





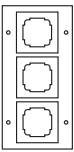
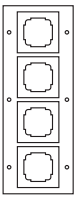




\*\* 2-gang without crossbar, pure white glossy, Order No. 1002 03

## Gira door communication system equipment examples

### Door Station Stainless Steel video

1-2 devices							
Door station stainless steel video							
VideoTerminal in surface-mounted mounting frame, glass white							
Number of devices		Door Station Stainless Steel 1-gang, Order No. 2551 20	Door Station Stainless Steel 1-gang, Order No. 2552 20	Control device video, Order No. 1288 00	Power supply, Order No. 2570 00	Surface-mounted mounting frame, Order No. 1251 04	Video Terminal, glass white, Order No. 2600 12
							
1		1		1	1	1	1
2			1	1	2	2	2

## Price examples Gira door communication system audio with Keyless In Fingerprint




1-6 devices and Gira Keyless In Fingerprint										
Door station with Keyless In Fingerprint, pure white										
Home station, pure white glossy										
Number of devices	Door station 1-gang, Order No. 1260 66	Door station 3-gang, Order No. 1261 66	Call button 3-gang, Order No. 1263 00	Keyless In Fingerprint-reader, Order No. 2607 03	Frame TX_44 3-gang, Order No. 0213 66	Frame TX_44 4-gang, Order No. 0214 66	Control device audio, Order No. 1287 00	Power supply, Order No. 1296 00	Home station, Order No. 1280 103	Frame Standard 55 2-gang, Order No. 0212 03
										
1	1			1	1		1	1	1	1
2		1		1	1		1	1	2	2
3		1		1	1		1	1	3	3
4		1	1	1		1	1	1	4	4
5		1	1	1		1	1	1	5	5
6		1	1	1		1	1	1	6	6

# Gira door communication system equipment examples

## Installation solution

### 1–68 devices

Built-in loudspeaker for integration into existing systems  
Surface-mounted home station, pure white glossy

Number of devices		Built-in loudspeaker, Order No. 1258 00 	Add-on module, Order No. 1259 00 	Control device audio, Order No. 1287 00 	Surface-mounted home station, Order No. 1250 03 	Optionally with home station in Standard 55* frame 
1		1		1	1	1
2		1		1	2	2
3		1		1	3	3
4		1		1	4	4
5		1		1	5	5
6		1		1	6	6
7		1		1	7	7
8		1		1	8	8
9		1	1	1	9	9
10		1	1	1	10	10
11		1	1	1	11	11
12		1	1	1	12	12
13		1	1	1	13	13
14		1	1	1	14	14
15		1	1	1	15	15
16		1	1	1	16	16
17		1	1	1	17	17
18		1	1	1	18	18
19		1	1	1	19	19
20		1	1	1	20	20
21		1	2	1	21	21
22		1	2	1	22	22
23		1	2	1	23	23
24		1	2	1	24	24
25		1	2	1	25	25
26		1	2	1	26	26
27		1	2	1	27	27
28		1	2	1	28	28
29		1	2	1	29	29
30		1	2	1	30	30
35		1	3	1	35	35
40		1	3	1	40	40
45		1	4	1	45	45
50		1	4	1	50	50
55		1	4	1	55	55
60		1	5	1	60	60
65		1	5	1	65	65
68		1	5	1	68	68

\* 2-gang without crossbar, pure white glossy, Order No. 1002 03

## Intelligent building technology from Gira

Intelligent building technology from Gira offers more comfort, more security and a great deal of flexibility and mobility for your home. Gira develops and produces systems and products which set standards both in technology and design.



DESIGN PLUS



Award-winning design is our programme. The Gira products have already been honoured with several international design awards.



### Door communication in the style of the switch range

Gira integrates door communication systems as an additional function into the world of switches, harmonising mounting and design of switches and door intercoms. Over 230 functions can be combined with a wide spectrum of frame variants.



### The radio in the wall

Installed in two flush-mounted boxes in the wall, the Gira radio can be located anywhere. Nothing is in the way and the workspace remains available. This is practical for e.g. the kitchen, bath or bedroom.



### A good climate

The Gira Hygrostat regulates the humidity for a pleasant, healthy room climate. By counteracting a permanent increase in humidity, it helps prevent the damaging growth of mould.



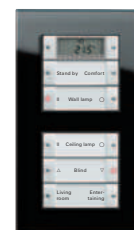
### Orientation for indoors

Gira offers a wide range of LED illumination and accessories adapted to the Gira switch ranges. Pictograms and inscriptions allow LED lights to be expanded to become information signs which can be used in a multitude of ways.



### Automatic light

When entering and leaving a room, light is automatically switched on and off with the automatic control switch. It is used instead of a normal switch to save energy in passages such as corridors and stairwells.



### Heating economically

The Gira push button sensor 2 plus combines the functions of a continuous heater regulator and a push button sensor with those of a heater time clock. Lights, light scenes, blinds and temperature control can therefore be conveniently operated from one device.



#### Control blinds – fully automatically

With the Gira electronic blind controller, blinds, shutters and awnings are controlled fully automatically via programmed times or sensor evaluation. While on holiday a random generator gives the appearance of someone being home.



#### Music enjoyment in all rooms

The Revox multiroom system distributes music all over the house. The counterpieces of the system are the Gira operating units which allow the central unit to be controlled from any room. These fit perfectly into the Gira switch ranges.



#### Always the right connection

The Cat-5 shielded Universal/ISDN connection box UAE offers a variety of application possibilities, e.g. for telephone connections, telephone systems and PC networks. They are available in various Gira switch ranges.



#### Dimming the lights

With the Gira Touchdimmer the desired lighting brightness level can be set quite easily. Lightly touching the LED dots is all that's necessary. A fine acoustic signal provides feedback on operation.



#### Building management in the entire house

The Gira HomeServer 3 is the on-board computer for the house. It functions as a gateway for the entire Instabus KNX/EIB installation in a building and connects the system to the Internet. Access from outside is also possible.



#### Controlling Instabus functions in the room

The Gira SmartSensor is the control and operating unit for all functions of the Gira Instabus KNX/EIB system. It combines the functionality of a continuous regulator, info display and push button sensors with extensive display and configuration options.



#### Central switching device for intelligent building technology

The Gira InfoTerminal Touch from the Gira KNX/EIB system controls and informs about the status of building technology within the whole house. A wide variety of bus functions can be executed and linked via the 5.7" colour display.



#### Convenient central control of all house technology

The Gira/Pro-face Server Client 15 with its 15" colour touch display offers convenient access to the Gira FacilityServer or HomeServer from the Gira Instabus KNX/EIB system. Both menu and visualisation can be individually configured.

More about Gira: At [www.gira.com](http://www.gira.com) you'll find additional information on Gira and the Gira products. And you can also request additional brochures from the Gira Information Ordering Service: [info@gira.com](mailto:info@gira.com)



[www.gira.com](http://www.gira.com)

The Gira website provides you with information on the company and the entire Gira product range.

The Gira products are presented with an illustration, a brief description, function and design examples and detailed technical specifications.

With a search function you can find the specialist electrical dealer closest to you.

Our extensive download area offers brochures, manuals, instructions for use etc. for downloading.



The brochure "Intelligent Building Technology from Gira" shows the entire Gira product line and provides basic information on each product.

Order No. 1922 10

**Distributor**  
Gira, Giersiepen GmbH & Co. KG

**Concept, design, editing**  
schmitz  
Visuelle Kommunikation  
[www.hgschmitz.de](http://www.hgschmitz.de)

**Product illustrations**  
Peter Krämer, Düsseldorf

**Product photography**  
Udo Kowalski, Wuppertal  
Henrik Spohler, Hamburg

**Picture credits**  
Renz Metallwarenfabrik,  
Kirchheim: Page 20, 21

**Lithography and printing**  
Damo Digital Technik, Duisburg

Subject to technical  
modifications

# GIRA

Gira  
Giersiepen GmbH & Co. KG  
Electrical Installation  
systems

Industriegebiet Mermbach  
Dahlienstraße  
42477 Radevormwald

P.O. Box 1220  
42461 Radevormwald

Germany

Phone +49(0)21 95-602-0  
Fax +49(0)21 95-602-119

[www.gira.com](http://www.gira.com)  
[info@gira.com](mailto:info@gira.com)