



OVERLOAD RELAY, 2.8...4 A, 1NO+1NC, SIZE S0, CLASS 10, FOR CONTACTOR MOUNTING

Figure similar

product brand name	SIRIUS
Product designation	thermal overload relay
General technical data:	
Size of contactor can be combined company-specific	S0
Active power loss total typical	6 W
Insulation voltage	
• with degree of pollution 3 Rated value	690 V
Surge voltage resistance Rated value	6 kV
Protection class IP	
• on the front	IP20
Type of assignment	2
Type of protection	DMT 98 ATEX G 001
Ambient conditions:	
Installation altitude at height above sea level maximum	2 000 m
Ambient temperature	
• during operation	-20 ... +70 °C
• during storage	-55 ... +80 °C
• during transport	-55 ... +80 °C
Relative humidity during operation	100 %
Main circuit:	
Adjustable response value current of the current-dependent overload release	2.8 ... 4 A
Operating voltage	
• at AC-3 Rated value maximum	690 V

Auxiliary circuit:	
Number of NC contacts	
• for auxiliary contacts	1
Number of NO contacts	
• for auxiliary contacts	1
Number of CO contacts	
• for auxiliary contacts	0
Operating current of the auxiliary contacts at AC-15	
• at 24 V	3 A
• at 110 V	3 A
• at 120 V	3 A
• at 125 V	3 A
• at 230 V	2 A
• at 400 V	1 A
Operating current of the auxiliary contacts at DC-13	
• at 24 V	1 A
• at 110 V	0.22 A
• at 125 V	0.22 A
• at 220 V	0.11 A
Protective and monitoring functions:	
Trip class	CLASS 10
Short-circuit:	
Design of the fuse link	
• for short-circuit protection of the auxiliary switch required	fuse gL/gG: 6 A, quick: 10 A
Installation/ mounting/ dimensions:	
mounting position	with vertical mounting surface +/-135° rotatable, with vertical mounting surface +/- 45° tiltable to the front and back
Mounting type	direct mounting
Height	97 mm
Width	45 mm
Depth	96 mm
Required spacing	
• with side-by-side mounting	
— forwards	0 mm
— Backwards	0 mm
— upwards	0 mm
— downwards	0 mm
— at the side	0 mm
• for grounded parts	
— forwards	0 mm

— Backwards	0 mm
— upwards	0 mm
— at the side	6 mm
— downwards	0 mm
• for live parts	
— forwards	0 mm
— Backwards	0 mm
— upwards	0 mm
— downwards	0 mm
— at the side	6 mm

Connections/ Terminals:

Product function	
• removable terminal for auxiliary and control circuit	No
Type of electrical connection	
• for main current circuit	screw-type terminals
• for auxiliary and control current circuit	screw-type terminals
Type of connectable conductor cross-section	
• for main contacts	
— solid	2x (1 ... 2.5 mm ²), 2x (2.5 ... 10 mm ²)
— finely stranded with core end processing	2x (1 ... 2.5 mm ²), 2x (2.5 ... 6 mm ²), 1x 10 mm ²
• for AWG conductors for main contacts	2x (16 ... 12), 2x (14 ... 8)
Type of connectable conductor cross-section	
• for auxiliary contacts	
— solid	2x (0.5 ... 1.5 mm ²), 2x (0.75 ... 2.5 mm ²)
— finely stranded with core end processing	2x (0.5 ... 1.5 mm ²), 2x (0.75 ... 2.5 mm ²)
• for AWG conductors for auxiliary contacts	2x (20 ... 16), 2x (18 ... 14)

Mechanical data:

Size of overload relay	S0
-------------------------------	----

Certificates/ approvals:

General Product Approval	For use in hazardous locations	Declaration of Conformity
--------------------------	--------------------------------	---------------------------



Test Certificates	Shipping Approval
-------------------	-------------------

[spezielle Prüfbescheinigung](#)
n

[Typprüfbescheinigung/Werkszeugnis](#)



Shipping Approval	other
-------------------	-------



[Umweltbestätigung](#)

[sonstig](#)

Further information

Information- and Downloadcenter (Catalogs, Brochures,...)

<http://www.siemens.com/industrial-controls/catalogs>

Industry Mall (Online ordering system)

<http://www.siemens.com/industrymall>

Cax online generator

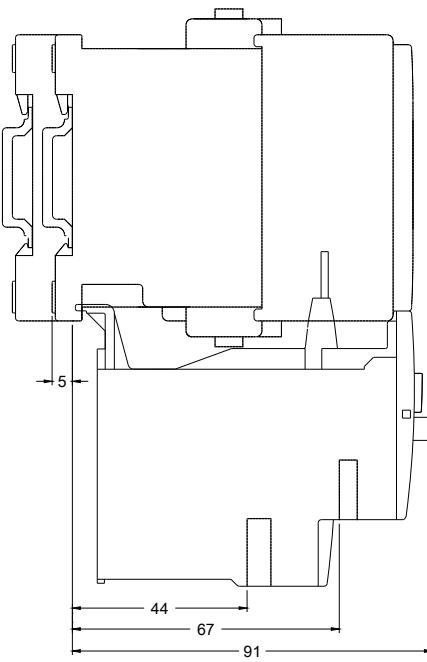
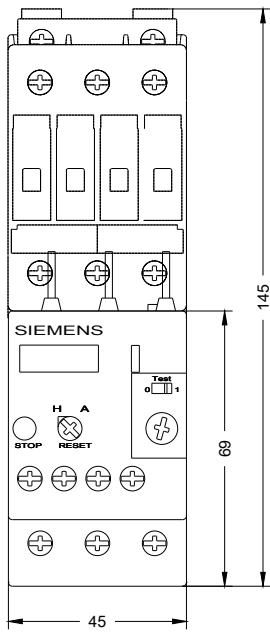
<http://support.automation.siemens.com/WW/CAXorder/default.aspx?lang=en&mfb=3RU11261EB0>

Service&Support (Manuals, Certificates, Characteristics, FAQs,...)

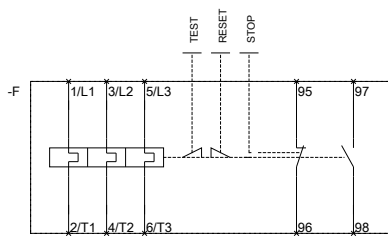
<https://support.industry.siemens.com/cs/ww/en/ps/3RU11261EB0>

Image database (product images, 2D dimension drawings, 3D models, device circuit diagrams, EPLAN macros, ...)

http://www.automation.siemens.com/bilddb/cax_de.aspx?mfb=3RU11261EB0&lang=en



MEBERSCHREZ AIS FUER



QUERBREMSELEKTROENR

last modified:

29.06.2015